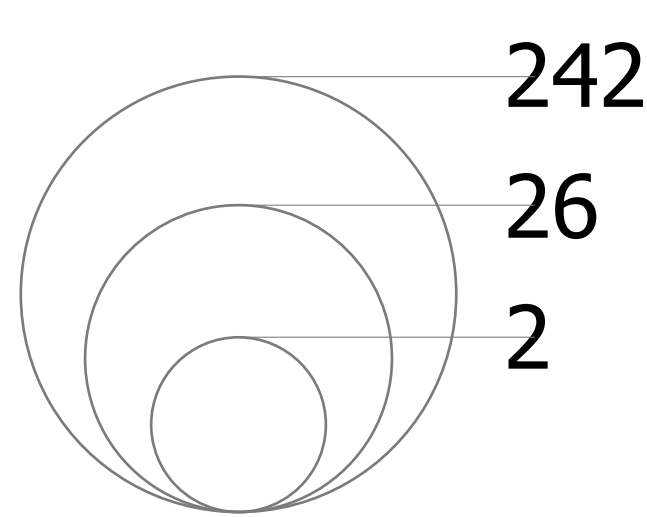


Legend

Size of Pie Chart Relative to Number of Sample Results Taken in PLSS Section

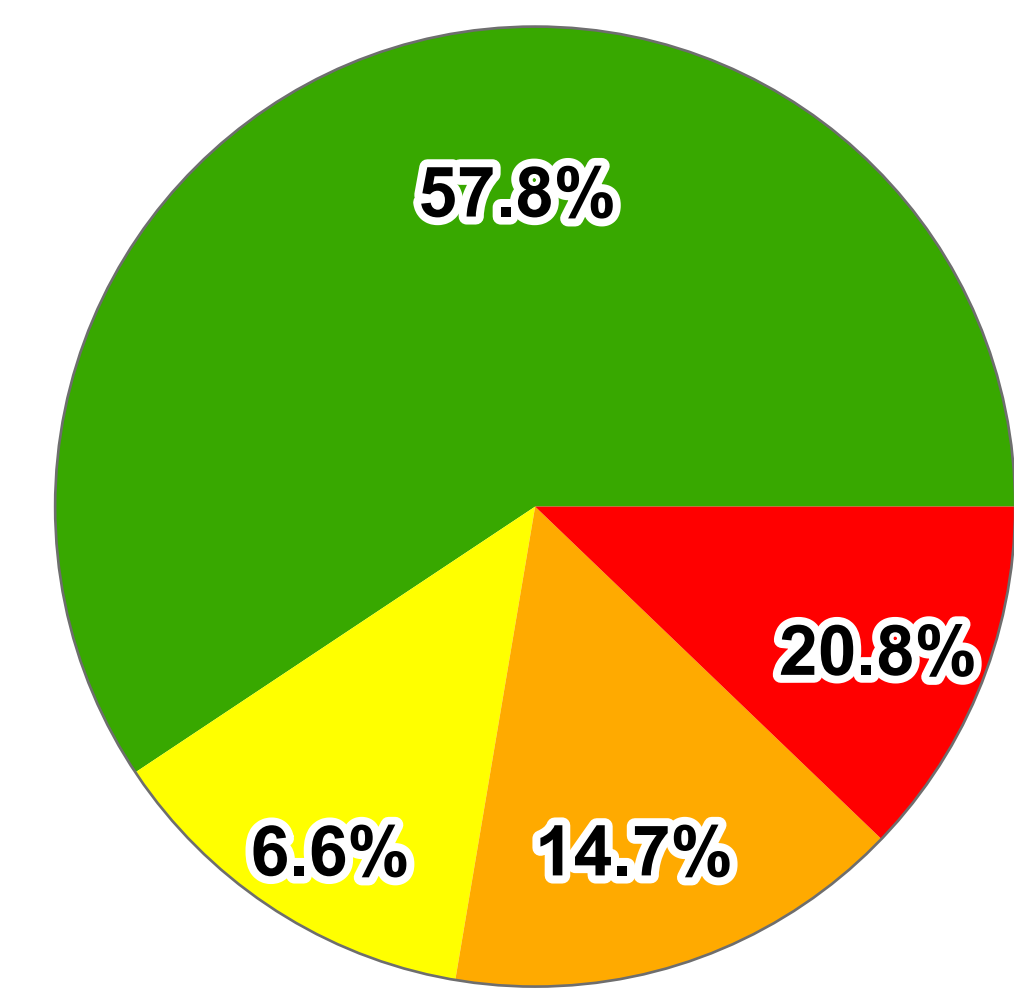


Fairchild AFB Sampling Area

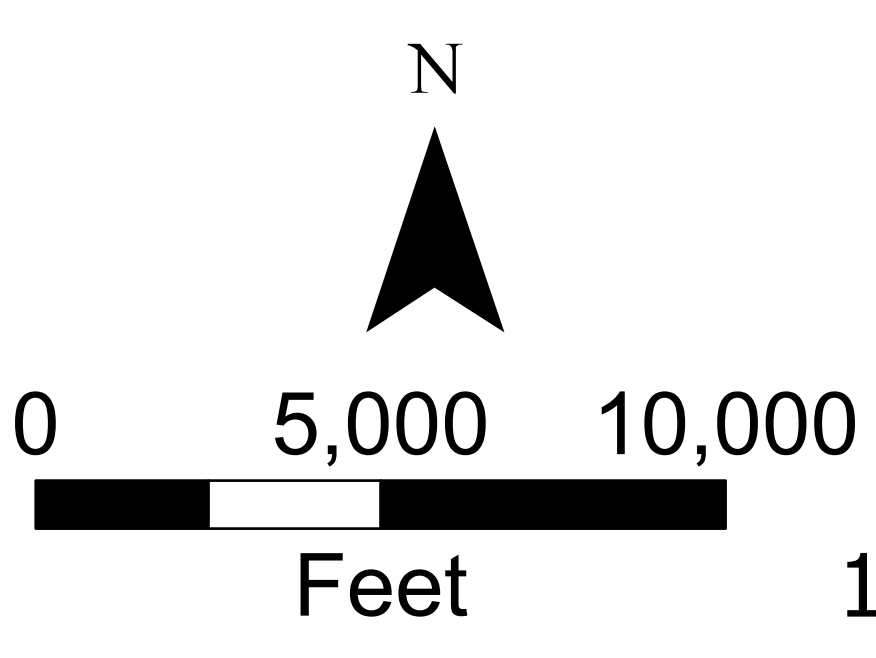
PLSS Section

Installation Boundary

PFAS Levels in 1,058 Sample



Notes:
PFAS Analytes Included are PFOA, PFOS, PFHxS and PFNA
None of the samples had been tested for HFPO-DA, so it was not included
If combined PFOS and PFOA were above 70 ppt, both samples were categorized as "Combined PFOS and PFOA above 70 ppt"
Only Maximum Result Represented for Multiple Samples at Same Location
Mid/Effluent Samples have been Removed
Field Duplicates Have been Removed
Public Well Samples have been Removed
PLSS - Public Land Survey System



11/14/2024

United States Air Force
Fairchild Air Force Base, WA

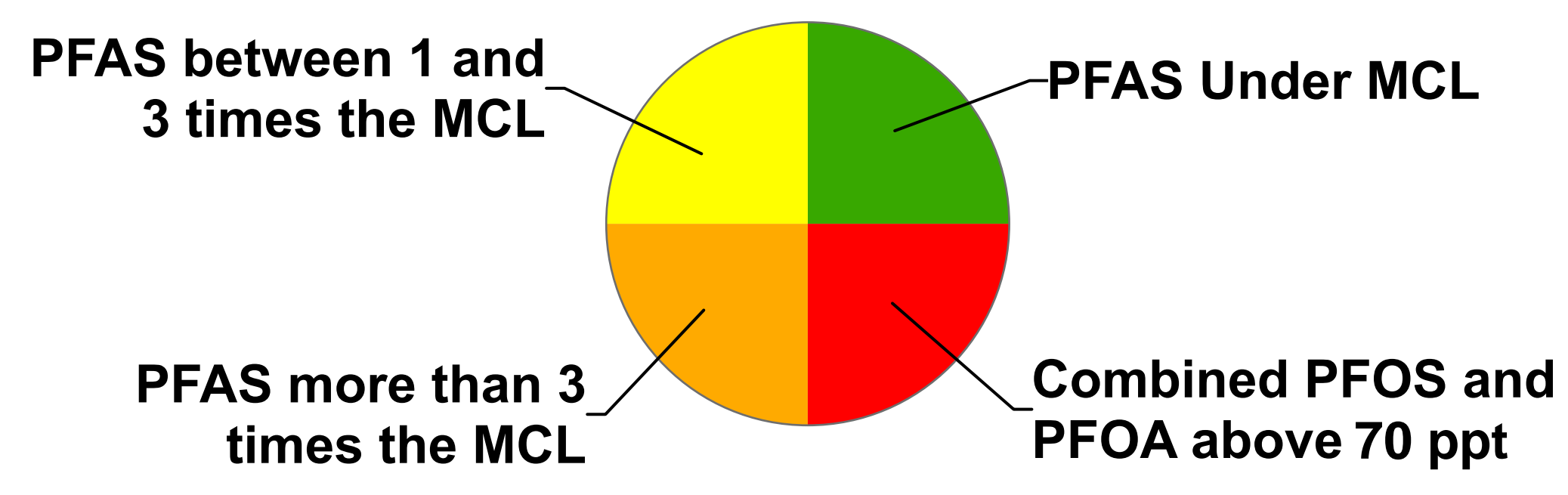
Fairchild AFB PFAS Sampling
Summary by Section



Air Force Civil Engineer Center

2261 Hughes Avenue
Building 171, Suite 155
JBSA Lackland, Texas 78236

PFAS Results Pie Graph Categories



MCL Values

Perfluorooctanoic acid (PFOA): MCL: 4 ppt
Perfluorooctane sulfonic acid (PFOS): MCL: 4 ppt
Perfluorohexane sulfonic acid (PFHxS): MCL: 10 ppt
Perfluorononanoic acid (PFNA): MCL: 10 ppt